

Effective 2002

EXPAND CAB SPACE IN YOUR TRUCK



PAPE
ENTERPRISES
INCORPORATED

1911 John Towers Avenue
El Cajon California 92020-1117

1-800-635-7273

Web Site -- <http://www.pape-ent.com/sleepers>

A MESSAGE FOR YOU

Dear Truck Owner:

Thank you for your interest in the Pape Sleeper Cab. We are confident that this CATALOG will provide many of the answers you have concerning the Pape Sleeper Cab.

As you know, the Pape Sleeper Cab is the best way to expand total cab space in your truck. We developed this product to provide you with an effective means of increasing cab space. It is designed to be an integral part of the pickup truck, adding value while at the same time very functional. As an owner of a pickup truck, you must have come across the problem of limited cab space. Solving this problem is vital because proper use of the truck cab area will give you additional comfort during your drive time. The most effective way to increase the room in your pickup truck is with a PAPE SLEEPER CAB. Let me explain...

All in all, the primary function of the PAPE SLEEPER CAB is to increase the cab area in your truck. By this simple idea this product becomes useful to anyone who owns a pickup truck. It is really amazing what you can carry, haul, install and secure in your PAPE SLEEPER CAB. Here are some examples:

- **Fishing Tackle**
- **Horse Tackle**
- **Groceries**
- **Camping Gear**
- **Golf Clubs**
- **Tools**
- **Pets**
- **Stereo Equipment**
- **Sport Equipment**

This list is a fraction of the possibilities. If you let your imagination run wild, the ideas become endless. Yet more important, this product becomes a useful addition to your driving comfort by allowing you to store and secure your personal belongings. It is true that there are similar products on the market today. Yet you have a choice. And I can say with confidence, the difference in the PAPE SLEEPER CAB is quality, value and design. If you want the best, then I invite you to get a PAPE SLEEPER CAB today.

Sincerely,

Pape Enterprises, Inc.



Each Pape Sleeper Cab is custom molded to fit your make and model truck. In this catalog you can select the model of your choice. It will be made to exactly fit your cab height and width by ordering that model for your make, model and year truck.

We will make every effort to create the custom Pape Sleeper of your choice. Pape Enterprises, Inc. reserves the right, however, to add, change, or delete available options. In the event options have been changed or deleted you have selected a particular option combination that cannot be built, you will be advised when your order is processed.

ALL PAPE SLEEPERS FEATURE

- Durable fiberglass construction
- Reinforced fiberglass floor
- Snug-Fitting watertight rubber boot
- Smooth white gel-coat finish: can be painted to match your truck
- Complete exterior vinyl molding trim
- Installation instructions

OPTIONAL FEATURES

- Upholstered fabric interior with choice of Headliner, Cushion, or Fabric Pass Through Boot.
- Exterior painted to your factory paint code
- Optional Rear Window
 - Tinted Tempered Glass
 - Tinted Sliding Glass
 - Tinted Lift-up Lift up Door
- Optional Side Window
 - Tinted Tempered Glass
 - Tinted Sliding Glass
 - Tinted Large Bay side window
- Hi-Top with extended roof line (full size trucks only)
- Shorter 18" Sleeper for some full-size trucks
- Drop Floor for more storage space

©COPYRIGHT 1998-2002 PAPE ENTERPRISES, INCORPORATED
ALL RIGHTS RESERVED
DUPLICATION PROHIBITED

EXPAND CAB SPACE WITH A PAPE SLEEPER



Expand the inside of your pickup truck with a durable, fiberglass Pape Sleeper. With the stock rear window removed, the inside of your truck opens up to the spacious Pape Sleeper for a secure lockable storage area. More than you ever thought possible.

VERSATILE

Pape Sleepers has many uses, from construction to camping - even for your dog. Also, there is a custom Pape Sleeper perfectly styled for each model pickup. Pape Sleepers helps your truck be a more functional part of everyday living. For just about everyone, a Pape Sleeper offers just the right amount of extra storage for gear and equipment. Professionals who use their trucks can confidently lock up the tools of his trade. All this and it looks good too.

THE SLEEPER



Pape Sleepers offer more for your money than any pickup shell of its kind. The all-fiberglass construction uses the finest materials possible. The boot system seals water from between the truck cab and the sleeper. This special boot material creates a weather tight seal and allows for cab-flex. The standard accordion boot will not scratch the paint. The sleeper is professionally trimmed with an aluminum/vinyl molding. In addition, the sleeper cab is designed to provide you with a simple effective method of increasing cab space in pickup truck.



THE ACCESSORIES

In addition to the top quality standard features, many factory prepared and installed options are also available to create the ideal Pape Sleeper for your truck.

INTERIOR UPHOLSTERY

A factory installed Fabric Headliner and separate Fabric Cushion is available in your choice of colors to make your Sleeper, a quiet, quality part of the interior of your truck. The Headliner covers the full ceiling and wall. The full length Cushion is made of matching fabric over dense, long-lasting 2" foam. As an option, you can also order an Upholstered Interior Pass-Thru boot. Factory made to match your Headliner and Cushion. This boot connects the cab to the sleeper with a clean, finished look.

WINDOW CHOICE

The sleeper is available with a variety of custom window options. This special feature allows you to design your sleeper to fit with your individual tastes and needs. In addition, each sleeper cab is meticulously custom built to provide you with the finest craftsmanship available today.

COLOR MATCH PAINT

Pape Sleepers can be painted to match your vehicle. Give us your year, make model and factory paint code number, and your sleeper can be delivered painted to match your truck.

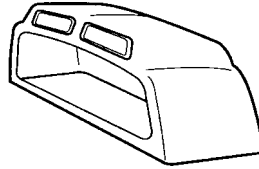


BASIC UNITS

BUY FACTORY DIRECT

MODEL 31HT

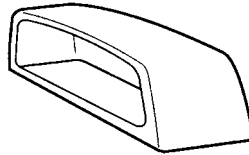
31 inch sleeper cab fits full size trucks. Features extended roof line "Hi-Top" with flat glass top windows. All options available.



➔ FACTORY DIRECT
\$545.00

MODEL 31

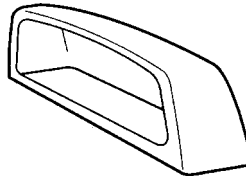
31 inch sleeper cab fits full size trucks. Features roof line that matches the truck. All options available.



➔ FACTORY DIRECT
\$460.00

MODEL 18

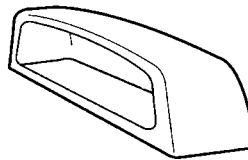
18 inch sleeper cab fits full size trucks. Features roof line that matches the truck. Uses one side window only.



➔ FACTORY DIRECT
\$440.00

MODEL 24

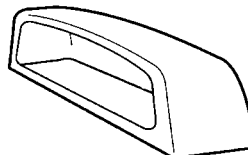
24 inch sleeper cab for mini/mid size trucks, standard cab. Features roof line that matches your truck.



➔ FACTORY DIRECT
\$410.00

MODEL 24X

24 inch sleeper cab for mini/mid size trucks, with extended cabs. Features roof line that matches your truck. Most options available.



➔ FACTORY DIRECT
\$450.00

BT0

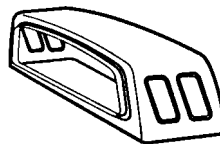
Compression Boot.

Use if you want to keep existing slider in truck.

BT1

Accordion standard on all sleeper cabs.

Rubber Seal Boots



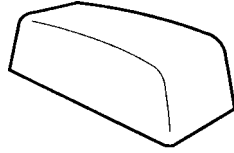
Included with all
basic units

Please refer to the application chart for the proper part number for your truck when you order.

REAR WINDOW OPTIONS


BUY FACTORY DIRECT

NO CHARGE



RW0


No Rear Window
Available on selected models only;
please check with factory for
availability.

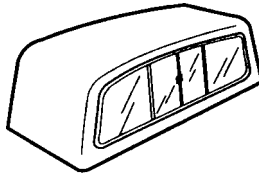
FACTORY DIRECT 
\$110.00



RW2


Rear glass window
Tinted glass 31% greylite
Available for all models.

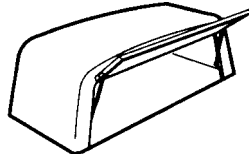
FACTORY DIRECT 
\$120.00



RW3

Rear slider window
Tinted glass 31% greylite
Available for all models.


FACTORY DIRECT 
\$190.00



RW4

Lift-up window
Tinted glass 31% greylite
Available for all models.

COLOR MATCH PAINT

FACTORY DIRECT 
\$195.00



EX1

Color Match to your vehicle.
(Need : Vehicle year, make model and
color code)

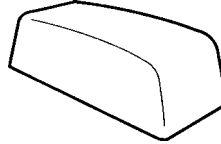
Please refer to the application chart for the proper part number for your truck when you order.

SIDE WINDOW

BUY FACTORY DIRECT

SW0

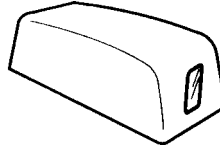
No side windows
Available on selected models only;
please check with factory for availability.



NO CHARGE

SW2

Single side window
Tinted glass 31% greylite
Shape: 18° parallelogram 8"x12"
Available for all models.



👉 FACTORY DIRECT
\$60.00/SET

SW4

Double side window
Tinted glass 31% greylite
Shape: 18° parallelogram 8"x12"
Available on all models.



👉 FACTORY DIRECT
\$130.00/SET

SW5

Single large side slider
Tinted glass 31% greylite
MODEL 31, MODEL 31HT
15° Parallelogram 14"x24"



👉 FACTORY DIRECT
\$180.00/SET

SW6

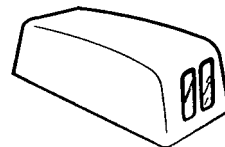
Single large side window, glass 31%
MODEL 31, MODEL 31HT
5° parallelogram 14"x24"
Model 24
Shape: 2° parallelogram 12"x13"



👉 FACTORY DIRECT
\$120.00/SET

SW7

Double side window, glass Ford Super
Cab style
MODEL 31, MODEL 31HT
6° parallelogram 5.5"x15"

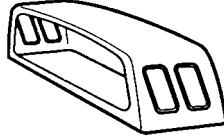


👉 FACTORY DIRECT
\$140.00/SET

INTERIOR OPTIONS


BUY FACTORY DIRECT

STANDARD



IN0

Standard fiberglass floor.


FACTORY DIRECT 
\$80.00

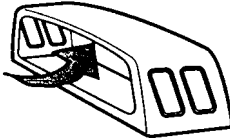


IN1

Drop floor with lift-up lid.
Box size: 21"Lx31"Wx11"D


(Not available on the Model 18)

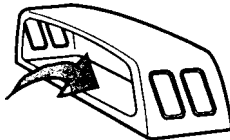
FACTORY DIRECT 
\$150.00



IN2


Fabric headliner
(Specify color)

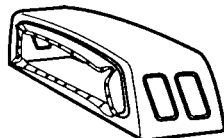
FACTORY DIRECT 
\$99.00



IN3

Fabric mattress pad with 2" foam
cushion
(Specify color)

FACTORY DIRECT 
\$140.00



IN4

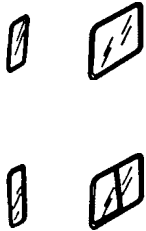
Fabric pass-thru boot
(Specify color)

Please refer to the application chart for the proper part number for your truck when you order.

SLEEPER CAB REPLACEMENT PARTS

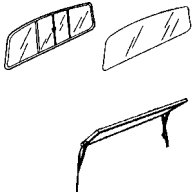
BUY FACTORY DIRECT

SIDE WINDOWS



PART #	DESCRIPTION	PRICE
521	WINDOW GLASS SIDE	30.00
522	WINDOW LARGE GLASS SIDE	40.00
523	WINDOW FORD STYLE SIDE	30.00
524	WINDOW TINTED SIDE SLIDER (RT/LF - SET)	206.00
525	WINDOW 24X14 15 DEG WINDOOR (RT/LF - SET)	206.00

REAR WINDOWS



PART #	DESCRIPTION	PRICE
530	LARGE SLIDER WINDOW TINTED	110.00
531	MEDIUM SLIDER WINDOW	110.00
532	SLIDER WINDOW SMALL	110.00
533	GLASS LARGE TINTED	88.00
534	REAR GLASS TINTED SMALL	88.00
537	REAR LIFT UP DOOR LARGE	250.00
539	REAR LIFT UP DOOR SMALL	250.00


Please refer to the application chart for the proper part number for your truck when you order.

SLEEPER CAB REPLACEMENT PARTS

BUY FACTORY DIRECT AND SAVE

**MISCELLANEOUS
ACCESSORIES**

PART #	DESCRIPTION	PRICE
540	ACCORDIAN BOOT - SMALL	5.00/ft
541	ACCORDIAN BOOT - LARGE	6.00/ft
550	WEATHER STRIPPING RUBBER	2.00/ft
551	CHROME FILLER STRIP 50ft ROLL	40.00/rl
552	ALUMINUM TRIM - 12ft CHANNEL	10.00
553	VINYL FILLER STRIP - BLACK 100ft ROLL.	30.00
554	WINDOW HI TOP	30.00
LT1	Third Brake Light	25.00



TECHNICAL QUESTIONS?

With questions about products you've already bought or products you're thinking of buying. Call our Technical Support between the hours of 8:00 AM and 4:30 PM Pacific Time, Monday through Friday. We will be glad to help.

619-449-9720

USE ANY ONE OF THESE CREDIT CARDS



Application Chart

USE THIS CHART TO DETERMINE THE PROPER PART NUMBER FOR YOUR TRUCK

PART#	MODEL	TRUCK	YEARS
5406	MODEL 24	CHEVROLET S-10 / GMC S-15	THRU 93
5408	MODEL 31	CHEVROLET / GMC	73 - 88
5412	MODEL 18	CHEVROLET / GMC	79 - 88
5421	MODEL 31	CHEVROLET / GMC	88 - 99
5421X	MODEL31	CHEVROLET/GMC EXTRA CAB	88 - 99
5428	MODEL 31HT	CHEVROLET / GMC	73 - 88
5431	MODEL 31HT	CHEVROLET / GMC	88 - 99
5431X	MODEL31HT	CHEVROLET/GMC EXTRA CAB	88 - 99
5436	MODEL 18	CHEVROLET / GMC	88 - 99
5436X	MODEL 18	CHEVROLET/GMC EXTRA CAB	88 - 99
5437	MODEL 31	CHEVROLET / GMC CREW CAB	92 - 99
5438	MODEL 31HT	CHEVROLET / GMC CREW CAB	92 - 99
5457	MODEL31	CHEVROLET / GMC	00 - 02
5458	MODEL31HT	CHEVROLET / GMC	00 - 02
5422	MODEL 31	DODGE	79 - 88
5430	MODEL 31HT	DODGE	79 - 88
5434	MODEL 31	DODGE	88 - 93
5435	MODEL 31HT	DODGE	89 - 93
5439	MODEL 18	DODGE	88 - 93
5448	MODEL 24	DODGE DAKOTA	91 - 97
5451	MODEL 31	DODGE RAM	94 - 02
5452	MODEL 18	DODGE RAM	94 - 02
5453	MODEL 31HT	DODGE RAM	94 - 02
5407	MODEL 24	FORD RANGER	THRU 92
5409	MODEL 31	FORD	73 - 79
5411	MODEL 31	FORD	80 - 96
5414	MODEL 18	FORD	80 - 96
5429	MODEL 31HT	FORD	80 - 96
5447	MODEL 24	RANGER	93 - 02
5454	MODEL 31	FORD SUPERDUTY	99-02
5455	MODEL31HT	FORD SUPERDUTY	99-02
5456	MODEL18	FORD - SUPERDUTY	99 - 02
5433	MODEL 24	IZUSU	89 - 96
5420	MODEL 24	MAZDA	86 - 93
5450	MODEL 24	MAZDA	93 - 99
5419	MODEL 24	MITSUBISHI	87 - 96
5416	MODEL 24	NISSAN	85 - 86
5417	MODEL 24	NISSAN	86 - 96
5404	MODEL 24	TOYOTA	THRU 83
5410	MODEL 24	TOYOTA	84-96
5418	MODEL 24X	TOYOTA X-CAB	84-96

EFFECTIVE DATE SEPTEMBER 2002

TERMS AND CONDITIONS:

PRICES

Prices quoted are current net prices at time of publication. Prices are subject to change without notice.

HOW TO ORDER:

- To avoid errors and unnecessary delays, use catalog numbers, styles and description on your orders.
- Please print your name and complete shipping address in the appropriate box above.
- Please make sure the order form is filled out completely and correctly.
- Please double check all part numbers to make sure they are correct use application chart as needed.
- Please include credit card information and signed money order/ cashiers check if ordering by mail.
- If ordering by phone, have credit card information ready to give the customer service representative.
- To order by phone call toll free 1-800-635-PAPE - Monday through Friday 8:00 AM to 4:30 PM PST.
- You can send your order via FAX by using this number 1-619-449-9759.
- All Prices are subject to change without notice.
- Shipments are freight collect FOB origin El Cajon California. You will pay the freight carrier directly.
- Only California Deliveries are subject to State Sales Tax.

TAXES

Certain States and Cities require Resale Tax numbers, and in this case, we will need to have a signed Resale Card in our files prior to shipment, otherwise we will charge the appropriate sales tax.

WARRANTY

Limited 90 day warranty on workmanship and materials. We strive to manufacture the finest products possible. This product warranty covers workmanship and materials for ninety days after the customer takes possession of the merchandise. In order to be covered by this warranty the customer is required to complete and return the CUSTOMER REGISTRATION FORM with proof of purchase to Pape Enterprises, Inc. In the event a problem is found, the owner of the product is required to contact Pape Enterprises, Inc., within 15 day time period. This warranty will be considered void if the following conditions prevail - misuse, abuse, damage caused by natural disaster, overloading, modifications, tampering, neglect, or traffic accident. The warranty does not cover damage to the product caused by improper installation. In the event repairs are needed the product must be sent directly to Pape Enterprises, Inc. manufacturing facility at 1911 John Towers Avenue, El Cajon, Ca 92020. This warranty does not extend to owners of this product other than the original purchaser.

RETURNS

If you wish to return your order please call 1-800-635-7273 for proper authorization. Unauthorized returns will be refused. Certain restrictions may apply. Products which are not returnable include: custom made orders or special order merchandise. Products must be returned in good condition in the original carton(s) with all accessories, packing materials and paperwork. All returns must be shipped prepaid. Returns are subject to a 15% restocking charge.

FREIGHT

All shipments are FOB El Cajon, California. All shipments are sent Freight Collect. Orders are usually shipped by either common carrier or UPS. The majority of common carriers are curbside deliveries, therefore, please have assistance for unloading.

DELIVERY

Our Shipping department will use best judgment if no particular routing is specified (Limited to Carrier availability). Allow 2-6 weeks for your custom sleeper to be manufactured by Pape Enterprises, Inc, and delivered by freight carrier.

CONTACT INFO

BY PHONE



Our staff is available to take your order during regular business hours.

1-800-635 PAPE (7273)

619-449-9720 (Local)

Monday through Friday 8:00 AM - 4:30 PM PST

BY MAIL



Use ORDER FORM include with this catalog

Send Orders To.

Order Department

Pape Enterprises, Inc.

1911 John Towers Avenue

El Cajon CA 92020-1117

FAX



Use ORDER FORM include with this catalog

Use this FAX number

1-619-449-9759

Available 24 hours / 7 days a week

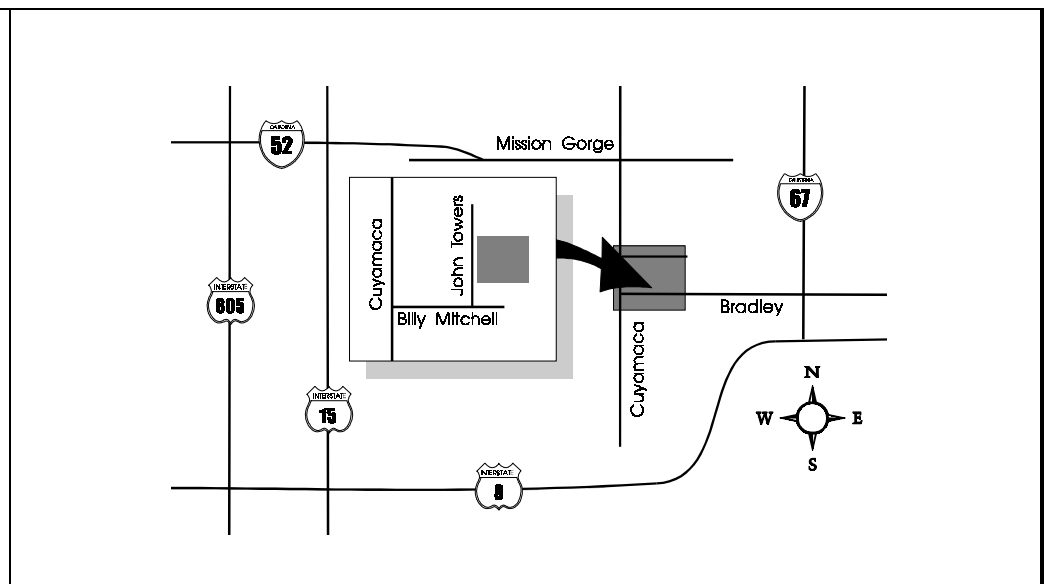
ONLINE



E-Mail - sleepers@pape-ent.com

Web Site -- <http://www.pape-ent.com/sleepers>

VISIT US



MAILING:

Name
Address
City,StateZip
Phone

SHIPPING:

Name
Address
City,StateZip
Phone

QTY.	DESCRIPTION	PRICE	EXTEND



Order-today
1-800-635-PAPE

SUBTOTAL	
7.75% CALIF. SALES TAX	
SHIPPING	
TOTAL	

METHOD OF PAYMENT

<input type="checkbox"/> Cashier's-Check	<input type="checkbox"/> Money-Order
<input type="checkbox"/> VISA	<input type="checkbox"/> MASTER CARD
<input type="checkbox"/> DISCOVER	<input type="checkbox"/> AMERICAN-EXPRESS
CARD NUMBER	
EXPIRES	SIGNATURE

USE ANY ONE OF THESE CREDIT CARDS



